

TEMPSTAR[®]
Heating and Cooling Products

**More than just
a thermostat.**

WAY more.

12 WAYS more.

© 2011 International Comfort Products, LLC



Check out

these **12 WAYS** that the new
TSTAT0101SC wall control unit
offers so much more
than just a thermostat.

■ **More for YOU...**

■ **More for YOUR CUSTOMERS...**



TEMPSTAR[®]
Heating and Cooling Products

www.GoTempstar.com

■ More for YOU ...

1. Gives you full advantage of Tempstar® communicating equipment.

Since the Tempstar communicating control is built by the same company that makes Tempstar heating and cooling products, it is the only control that can take full advantage of the features that make Tempstar communicating equipment so much:

- **EASIER TO INSTALL**
- **EASIER TO SERVICE** and
- **EASIER TO SELL.**



(4 Wires)



INDOOR

- VC 97-Fall 2011
- VC 96-Fall 2011
- VS 80-Now!
- Fan coils-Fall 2011



OUTDOOR

- TXT+ AC -Fall 2011
- TXT+ HP -Fall 2011
- TXC AC -Fall 2011
- TXC HP-Fall 2011

(4 Wires)


■ More for YOU ...

2. Works with ANY Tempstar® system.


Even with non-communicating equipment, just add accessory daughter boards (NAXA00101DB) for simple, menu-driven set-up of these systems:

- Up to 4 stages of heat
- Up to 2 stages of cooling
- Air conditioners, heat pumps, gas & oil furnaces
- True dual fuel.

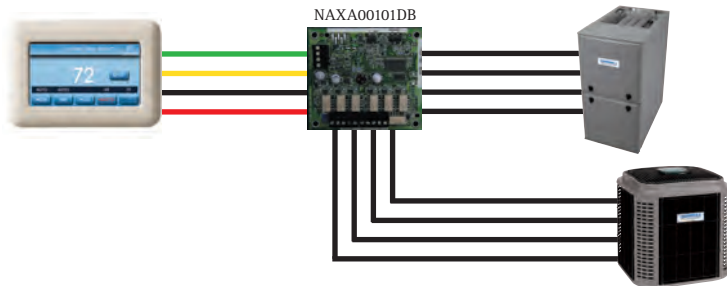
COMMUNICATING INDOOR WITH NON-COMMUNICATING OUTDOOR:



COMMUNICATING INDOOR WITH NON-COMMUNICATING OUTDOOR:



NON-COMMUNICATING INDOOR WITH EITHER COMMUNICATING OR NON-COMMUNICATING OUTDOOR:



■ More for YOU ...

3. Simple 4-wire installation.

Just run four wires from the Tempstar® communicating outdoor unit to the communicating indoor unit and on to the control.





■ More for YOU ...

4. **Faster installation & fewer callbacks.**


Conventional furnace installations can require an installer to check up to five wiring diagrams and configure half a dozen or more dip switch settings. When you install the Tempstar® control with compatible, communicating equipment, you won't need to consult wiring diagrams or set dip switches.

IT WILL AUTOMATICALLY:

- Find the attached equipment
- Display its information on the screen
- Prompt you to choose whether a humidifier is present, and
- Configure the system for optimal performance.

THAT GIVES YOU:

- **OPTIMIZED** airflows based on factory engineered calculations.
- **NO** dip switches to set
- **NO** need to look up wiring diagrams
- **LESS** opportunity for error
- **FASTER** installation, and
- **FEWER** callbacks.



■ More for YOU ...

5. Easier to Service.

When you install this new control with compatible communicating equipment, it gives you two important advantages that make service easier:

- **EASY-TO-READ FAULT CODES**

You won't need to count flashing lights or look up fault codes on a list. The Tempstar® control will show you the last 10 fault codes—in plain English. For example, it will display “blower motor fault,” not just a number that you have to look up.

- **MORE INFORMATION**

The Tempstar control is programmed with 82 fault-code text messages, not just 10. Plus, it lets you see the last 10 fault codes—even if the power has been shut down.

Last 10 System Faults

09/09/11 10:00AM Low Pressure Switch – 12 Events – ACTIVE

09/08/11 10:00AM OD Comm Failure – 3 Events

09/08/11 10:01AM ID Comm Failure – 5 Events

09/08/11 11:00AM Blower Failure – 1 Events

09/08/11 11:15AM Defrost Stuck Failure – 13 Events

BACK

CLEAR

NEXT

■ More for YOU ...

6. Displays your contact information.

The Tempstar® control gives you the option of loading your contact information so it can alert the homeowner to call YOU whenever it senses a problem.

You can also set up the Tempstar control to alert the homeowner to call you when it's time for routine maintenance.

Dealer Info

Dealer Name

Dealer Phone

Dealer Address 1

Dealer Address 2

Dealer Email

Dealer Website

BACK

DONE

■ More for YOUR CUSTOMERS ...

7. Latest generation full-color touch-screen.

Give your customers the high-tech look they want with a Tempstar® wall control that offers:

- **SHARP-LOOKING APPEARANCE**
- **COMPACT, THIN DESIGN**

- **A NEW LOOK** that blends well with other homeowner touch-screen devices.



11:35 AM Mon 06/03/11

85°

OUTSIDE

TEMPSTAR
Heating and Cooling Products

72°

SETUP

AUTO

AUTO

68

72

MODE

FAN

HOLD

HEAT TO

COOL TO

■ More for YOUR CUSTOMERS ...

8. Easy to use.

- Intuitive, user-friendly & easy to navigate.
- Fully programmable with auto mode and a manual operation option.
- Simple to program and change—4 events per day for 7 days.
- Options for temporary hold and permanent hold.

Basic Setup

Screen



Time/Date



Sounds



Reminders



Schedule



Humidity



Dealer Info



Lockout



BACK

VERSION

■ More for YOUR CUSTOMERS ...

9. Optimize system performance.

Since the control can access detailed specs on compatible communicating HVAC equipment, it can keep the system performing at optimal levels.



11:35 AM Mon 06/03/11

85°

OUTSIDE

TEMPSTAR
Heating and Cooling Products

72°

SETUP

AUTO

AUTO

68

72

MODE

FAN

HOLD

HEAT TO

COOL TO

■ More for YOUR CUSTOMERS ...

10. Filter & routine maintenance reminders.

Unlike most competitive models, the Tempstar® control can remind homeowners to change filters and call you for routine maintenance. You can set the control to display these reminder messages:

- **REPLACE AIR FILTER**
- **ROUTINE MAINTENANCE RECOMMENDED.**

Plus, you can load your company name and phone number so it will display along with the maintenance reminder.

Filter Reminder

Change filter after
this many hours
of equipment
operation.

OFF



DONE

■ More for YOUR CUSTOMERS ...

11. Constant-fan speed choices.

Some thermostats offer only one constant-fan speed. On. This control unit gives homeowners a choice—low, medium or high—to match their individual IAQ and home comfort needs (with compatible communicating equipment).

Select Fan Mode

AUTO

LOW

MED

HIGH

CANCEL

DONE

■ More for YOUR CUSTOMERS ...

12. Better humidity control.

And it lets homeowners choose their own humidity levels in both heating and cooling modes with compatible equipment.

Select Humidity Level



DONE

FOR MORE INFORMATION

To learn more about Tempstar products, visit these websites:

For consumer information: [**www.tempstar.com**](http://www.tempstar.com)

For dealer/contractor product information,
training and business building tools: [**www.GoTempstar.com**](http://www.GoTempstar.com)



Illustrations and photographs are representative. Some product models may vary. As part of its commitment to quality, International Comfort Products, LLC reserves the right to change specifications on its products without notice.

© 2011 International Comfort Products, LLC



More than just a thermostat. WAY more.

ICP Part No. 401-22-0400-00
Printed 10/11