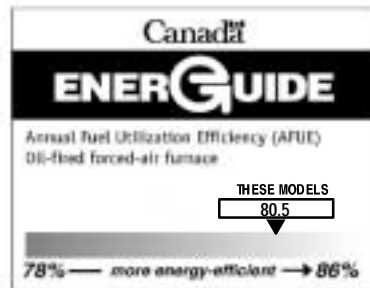


Representative only, some models may vary in appearance.

MULTI-POSITION FURNACE

FEATURES

- **Fan Control Switch** - for continuous speed.
- **Accessory terminals** - prewired for easy add-on electronic air cleaner and power humidifier. Air conditioning ready for easy add-on.
- **Large external front clean out** - for easy cleaning.
- **Clean out** - sealed from blower compartment (no soot to spread).
- **Easy Access** - control panel.
- **Sight Glass/View Port**
- **Test Ports** - factory installed to provide efficient access for set-up and service.
- **"Easy Access" heat exchanger** - manufactured from heavy gauge steel.
- **Multi-Speed Direct Drive Motors** - permanently lubricated for long life performance.
- **Heavy-duty insulated cabinet** - for quiet operation.
- **Approved for 2" clearance to combustibles** - for tight installations.
- **Stainless steel primary heat exchanger.**
- **Precision balanced blower** - ensures quiet, efficient air distribution.
- **Raised cabinet base** - allows air to circulate under the cabinet. Eliminates dampness.
- **Approved** - For chimney installation ONLY.
- **Efficient** - Up to 80.5% AFUE.
- **Warranty** - Limited lifetime on heat exchanger, five(5) years on burner and most other parts.
- **Shipped complete** - Vestibule, barometric damper, burners and nozzles are installed.
- **Filters & filter rack** - Included.



FURNACE SPECIFICATIONS

Model:	NOMF105D12			NOMF155E19		
Rating and Performance						
Firing Rate	.50	.65	.75	.85	1.00	1.10
Input (BTUh)	70,000	91,000	105,000	119,000	140,000	154,000
Heating capacity (BTUh)	57,000	74,000	86,000	97,000	115,000	126,000
AFUE %	80	80	80	80	80	80
Minimum - maximum Temperature Rise	55° - 85° F			55° - 85° F		
Beckett Burner, Model AFG (3450 rpm)	AFG- F3			AFG- F3		AFG- F6
Beckett Part # for Retention head F6	---			---		360006
Low firing rate baffle	Yes			Yes		Yes
Static disc. model	3 ³ / ₈ " #31646			2 ³ / ₄ " #3383		
Nozzle - 100 PSIG pump pressure (Delavan)	0.50--70W	0.65--70W	0.75--70B	0.85--70B	1.00--70W	1.10--70W
Combustion air adjustment (band/shutter)	0/5	0/7	0/8	1/8	4/4	2/8
Electrical System						
Volts - Hertz - Phase	115-60-1			115-60-1		
Operating voltage range	104 - 132			104 - 132		
Rated voltage Amp	12.2			15.7		
Minimum ampacity for wiring sizing	13.7			18.1		
Max. wire length (ft.)	26			26		
Max. fuse size (Amps.)	15			20		
Control transformer	40 Va			40 Va		
Ext. control power available, Heating Cooling		40 Va 30 Va			40 Va 30 Va	
Blower Data						
Blower speed @ 0.5" WC static pressure	Med-Low	Med-High	High	Med-Low	Med-High	High
Maximum cooling, tons @ 0.5" WC	2	2.5	3.0	3.0	4	4.5
Motor (HP) / number of speeds	1/3 HP / 4 speeds			3/4 HP / 4 speeds		
Blower wheel size (in.)	10 x 10			12 x 10		
Filter quantity and size	(1) 16 x 24			(1) 18 x 30		
Weight (Lbs.)	205			248		

BLOWER PERFORMANCE DATA (Air delivery - CFM with air filter)

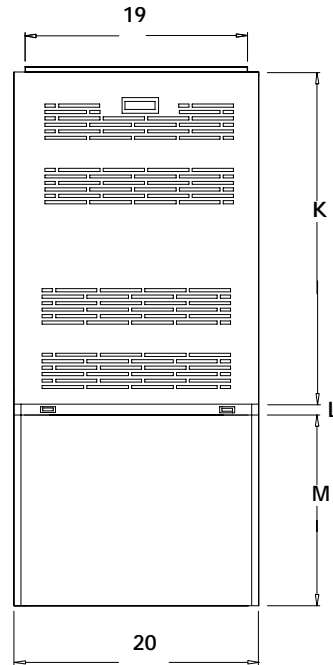
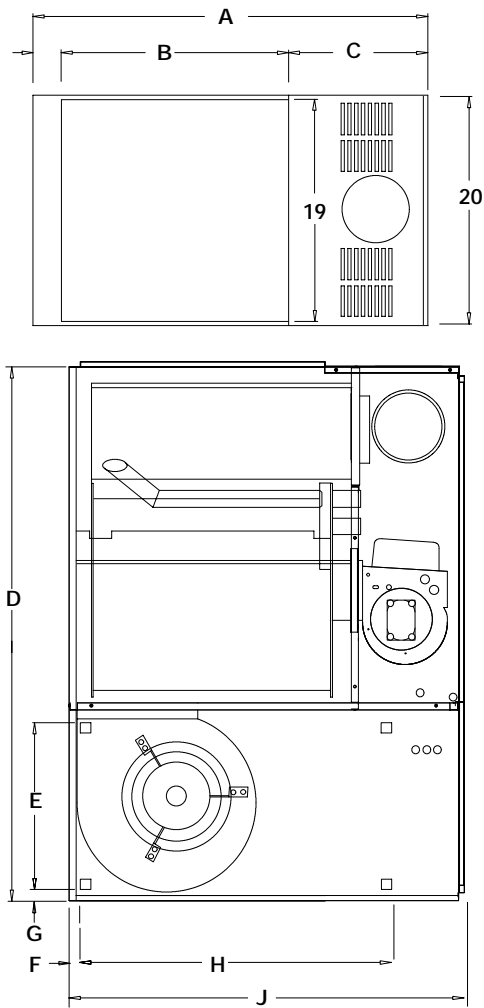
Model No.	NOMF105D12				NOMF155E19			
	External Static Pressure with Air filter							
Speed	0.20	0.30	0.40	0.5	0.20	0.30	0.40	0.5
High	1425	1350	1305	1250	2080	2041	1965	1864
Med-Hi	1130	1045	1000	950	1892	1859	1770	1675
Med-Lo	840	810	770	740	1556	1475	1394	1318
Low	NA	NA	NA	NA	NA	NA	NA	NA

NA = Not Applicable

NEW MODEL NUMBER IDENTIFICATION GUIDE

MODEL NUMBER <div style="border: 1px solid black; padding: 2px; display: inline-block; margin: 2px;"> N </div> <div style="border: 1px solid black; padding: 2px; display: inline-block; margin: 2px;"> O </div> <div style="border: 1px solid black; padding: 2px; display: inline-block; margin: 2px;"> M </div> <div style="border: 1px solid black; padding: 2px; display: inline-block; margin: 2px;"> F </div>	105	D	12	#	REVISION AIR FLOW 12 = 1200 CFM 19 = 1900 CFM SUPPLY PLENUM SIZE A = 20 x 20 E = 19 x 24 B = 24 x 24 F = 20 x 24 C = 21 ¹ / ₈ x 21 ¹ / ₂ G = 22 x 30 D = 19 x 20
FUEL O = Oil					
PRODUCT GROUP U = Upflow D = Downflow H = Horizontal C = Downflow/Horizontal T = Upflow/Horizontal M = Multiposition L = Lowboy					
SERIES F = Front Breech R = Rear Breech					INPUT, MBTUH

DIMENSIONS



27-11-36c

ALL DIMENSIONS IN INCHES

Representative only, some models may vary in appearance.

Furnace Dimensions for NOMF

Model No.	A	B	C	D	E	F	G	H	J	K	L	M	Flue
105D12	35	20	12	48 ³ / ₄	14	1 ¹ / ₄	1 ¹ / ₂	23	35	29 ³ / ₄	2	16 ¹ / ₂	5
155E19	39 ¹ / ₂	24	12 ⁷ / ₈	53	16	1 ¹ / ₂	1 ¹ / ₂	28	39 ¹ / ₂	33 ¹ / ₄	1	18 ³ / ₄	6

Minimum Installation Clearances from Combustible Materials

Models		NOMF105			NOMF155		
Location	Application	Upflow	Downflow	Horizontal	Upflow	Downflow	Horizontal
Sides	Furnace	0	2"	2"	1"	2"	2"
	Supply plenum within 6' of furnace	1"	2"	1"	1"	2"	1"
Back	Furnace	0	1"	0	0	1"	0
Top	Furnace or plenum	2"	2"	2"	2"	2"	2"
	Horizontal warm air duct within 6' of furnace	2"	2"	3"	2"	2"	3"
Bottom	Furnace - combustible floor with the subbase	0	0	0	0	0	0
Flue Pipe	Horizontally or below Flue Pipe	4"	4"	4"	4"	4"	4"
	Vertically above Flue Pipe	9"	9"	9"	9"	9"	9"
Front	Furnace	8"	8"	24"	8"	8"	24"

ACCESSORIES

Product Model No.	Burners	Horizontal Flow Base	Downflow Subbase	Downflow Flue Pipe Guard
NOMF105D12	Beckett AFG--F3 Shipped with Nozzle 0.60-70B	HFB101	DFB101	FPG101
NOMF155E19	Beckett AFG F3 Shipped with Nozzle 1.00--70B			FPG102

ACCESSORY DESCRIPTION

Accessories Model No	Description
HFB101	Horizontal Flow Base for NOMF Furnace
DFB101	Downflow Subbase for NOMF Furnace
FPG101	Flue Pipe Guard for Downflow (NOMF105 Furnace)
FPG102	Flue Pipe Guard for Downflow (NOMF155 Furnace)
N03G006	Nozzle, Oil Burner, Delavan, 0.50 GPH/70° Type W (NOMF105 Furnace)
N03G007	Nozzle, Oil Burner, Delavan, 0.65 GPH/70° Type W (NOMF105 Furnace)
N03H013	Nozzle, Oil Burner, Delavan, 0.75 GPH/70° Type B (NOMF105 Furnace)
N03H008	Nozzle, Oil Burner, Delavan, 0.85 GPH/70° Type B (NOMF155 Furnace)
N03G012	Nozzle, Oil Burner, Delavan, 1.00 GPH/70° Type W (NOMF155 Furnace)
N03G013	Nozzle, Oil Burner, Delavan, 1.10 GPH/70° Type W (NOMF155 Furnace)