

10

TEMPSTAR®

Heating and Cooling Products

10+ SEER - AIR CONDITIONER



Representative photo only, some models may vary in appearance.

1 1/2 THRU 5 TONS SPLIT SYSTEM FEATURES

- Service valves on all models with 3-1/2" stubs
- External refrigerant connections
- Copper tube / aluminum fin coil
- Prepainted condenser fins
- Fan motor in-line disconnect plug
- Factory charge
- Top air discharge for quieter operation
- Galvanized steel cabinet with integral base rails
- Triple step paint process
- Coated inlet grille
- 5 Year parts, 5 year compressor limited warranties



Rated in accordance with ARI Standard 210. Certification applies only when used with proper components as listed with ARI.



International Comfort Products Corporation (USA)
651 Heil-Quaker Ave.
Lewisburg, Tennessee 37091

RESIDENTIAL AND COMMERCIAL SYSTEMS • SPLIT SYSTEMS • PACKAGED AIR CONDITIONERS •
COMBINATION GAS / ELECTRIC UNITS • HEAT PUMPS • AIR HANDLERS • MANUFACTURED HOME AIR
CONDITIONERS • GAS, OIL AND ELECTRIC FURNACES

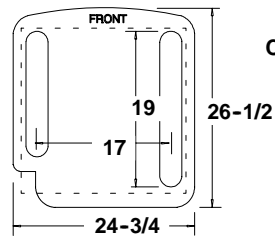
Base Specifications

Model Number	NAC018AKC	NAC024AKC	NAC030AKC	NAC036AKC	NAC042AKC	NAC048AKC	NAC060AKC
	NAC018GKC	NAC024GKC	NAC030GKC	NAC036GKC	NAC042GKC	NAC048GKC	NAC060GKC
Max. Cooling Capacity (Btuh)	17200	22800	28000	33600	39500	45000	56000
SEER Label	10	10	10	10	10	10	10
Sound Rating Decibels	74	76	76	76	78	80	80
Compressor Type	Recip.	Recip.	Recip.	Recip.	Recip.	Recip.	Scroll
Fan HP / Type / Speeds	1/8-PSC-1	1/8-PSC-1	1/5-PSC-1	1/4-PSC-1	1/4-PSC-1	1/3-PSC-1	1/3-PSC-1
Fan RPM / Max. CFM	1100 / 600	1100 / 800	1100 / 1000	1100 / 1200	1100 / 1400	1100 / 1600	1100 / 1750
Coil Face Area (Sq Ft)	9.90	9.90	9.90	12.60	14.40	15.40	16.60
Coil Rows / Fins Per Inch	1 / 24	1 / 24	1 / 24	1 / 24	1 / 24	1 / 24	1 / 24
Line Connection Suction I.D. Size (In.)	3/4	3/4	3/4	3/4	7/8	7/8	1-1/8
Line Connection Liquid I.D. Size (In.)	3/8	3/8	3/8	3/8	3/8	3/8	3/8
Supplied Optional Evaporator Orifice Size	.050	.053	.061	.065	.074	.083	.093
Factory Charge - R22 (Oz)	62	70.8	75.2	99.2	111.7	112.0	124.0
Weight Lbs. (Ship)	135	140	142	145	165	190	198

Electrical Specifications - 208 - 230 / 1 / 60, Voltage Range 197V - 253V

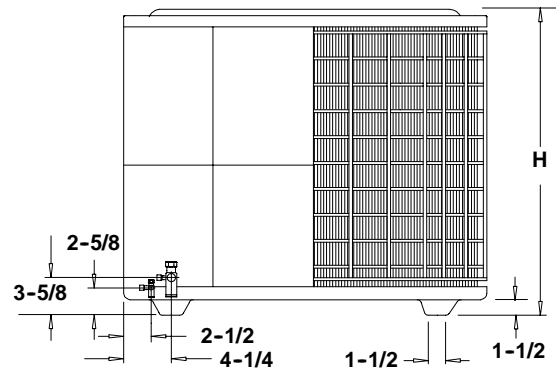
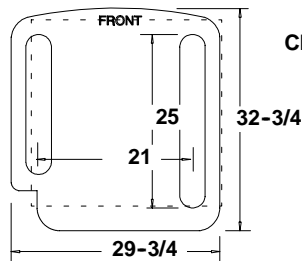
Minimum Circuit Ampacity	11.7	13.2	18.2	20.0	22.7	24.7	35.7
Wire Size/Max. Length (AWG Cu) Ft.	14 / 62	14 / 58	14 / 42	14 / 37	12 / 52	12 / 48	8 / 36
Time Delay Fuse (Amps)	20	20	30	30	35	35	50
Max. Fuse or HACR Breaker Size (Amps)	20	20	30	30	35	40	50
Compressor Full Run / Lock Rotor Amps	8.6 / 49	9.8 / 56	13.7 / 75	14.9 / 96	17.1 / 105	18.3 / 102	27 / 144
Fan Full Load / Lock Rotor Amps.	.93 / 2.20	.93 / 2.20	1.08 / 2.40	1.40 / 3.00	1.40 / 3.00	1.9 / 3.7	1.9 / 3.7

Dimensions		
Model	Chassis	Height (H)
NAC018	1	24
NAC024	1	24
NAC030	1	24
NAC036	1	30
NAC042	1	32
NAC048	2	28
NAC060	2	32



Minimum Mounting Pad Sizes with pad starting at 15" from structure for minimum clearance of 12" to structure.

Chassis #1 20" W X 20" D
Chassis #2 24" W X 26" D



ALL DIMENSIONS IN INCHES

Accessory	Description	Used On
AMF153TKB	Expansion Valve Kit	1 1/2 - 3 Ton
AMF355TKB	Expansion Valve Kit	3 1/2 - 5 Ton
AMA001TDA	Indoor Blower Time Delay	All Models
AMB001CMA	Mesh Grille Guard (Pkg of 6) Trim to Fit	All Models
24370800 *	Compressor Anti-short cycle 24 Volt 3 Min. Time Delay	All Models
1070822*	Compressor Anti-short cycle 24 Volt 5 Min. Time Delay	All Models
1148671 *	Low Ambient Kit (Fan Cycling Switch)	All Models
1053477 *	Compressor Crankcase Heater Solid Slate "Stick On" Type	All Models
1148113 *	Compressor Crankcase Heater "Wrap-around" Type (6.5 to 8.5 inch Dia Compressors)**	**All Models
1061482 *	Compressor Crankcase Heater "Wrap-around" Type (4.2 to 6.7 inch Dia Compressors)**	**All Models
1060834 *	Compressor Sound Jacket (Large Scroll)	5 Ton

* Order from Service Parts

PERFORMANCE DATA COOLING

Model Number	Air Handler	Rating A Cooling Capacity(MBtuh)	SEER Rating (Btuh/watt)	Rating A EER Rating (Btuh/watt)	Outdoor Coil Air Quantity (SCFM)	Indoor Coil Air Quantity (SCFM)
NAC018AKC*	EP*18B****+TD1	17200	10	9.4	1450	600
NAC018AKC*	EMH24F****+TD1	18200	10	9.75	1450	600
NAC018AKC*	EMH30F****+TD1	18500	10.3	9.85	1450	600
NAC018AKC*	EP*24B****+TD1	18200	10.2	9.75	1450	600
NAC018AKC*	EP*30B****+TD1	18500	10.5	9.85	1450	600
NAC018AKC*	EP*30F****+TD1	18500	10.5	9.85	1450	600
NAC018AKC*	EP*30F****+MV12F19****+TXV	19000	11.5	11.25	1450	695
NAC018AKC*	EX*24B****+MV08B15****	19000	11.5	11.45	1450	665
NAC018AKC*	EBP18****	17500	10.2	9.85	1450	600
NAC018AKC*	EBP24****	18500	10.2	10.15	1450	600
NAC018AKC*	FWM18****	18000	10.2	10.1	1450	600
NAC018AKC*	FWM24****	18500	10.5	10.05	1450	600
NAC018AKC*	EBV24****	19000	12	11.6	1450	600
NAC018AKC*	EBX18****	18000	11	10.4	1450	600
NAC018AKC*	EBX24****	19000	11	10.4	1450	600
NAC024AKC*	EP*24B****+TD1	22800	10	9.15	1450	800
NAC024AKC*	EMH24F****+TD1	22800	10	9.15	1450	800
NAC024AKC*	EMH30F****+TD1	22800	10	9.25	1450	800
NAC024AKC*	EMH36F****+TD1	23200	10	9.45	1450	800
NAC024AKC*	EP*30B****+TD1	23000	10	9.25	1450	800
NAC024AKC*	EP*30F****+TD1	23000	10	9.25	1450	800
NAC024AKC*	EP*30F****+MV12F19****+TXV	23600	11	10.3	1450	790
NAC024AKC*	EP*36B****+TD1	23600	10	9.45	1450	800
NAC024AKC*	EP*36F****+TD1	23600	10	9.45	1450	800
NAC024AKC*	EP*36F****+MV12F19****+TXV	23600	11	10.6	1450	800
NAC024AKC*	EP*36J****+TD1	23000	10	9.45	1450	800
NAC024AKC*	EP*36J****+MV16J22****+TXV	24000	11	10.65	1450	885
NAC024AKC*	EX*24B****+MV08B15****	24000	11	10.45	1450	850
NAC024AKC*	EBP24****	23600	10.5	9.55	1450	800
NAC024AKC*	EBP30****	23800	10.5	9.6	1450	800
NAC024AKC*	FWM24****	23600	10	9.35	1450	800
NAC024AKC*	EBV24****	24600	11	10.5	1450	800
NAC024AKC*	EBX24****	24000	10.5	9.8	1450	800
NAC030AKC*	EP*30B****+TD1	28000	10	8.9	2000	1000
NAC030AKC*	EMH30F****+TD1	28000	10	8.9	2000	1000
NAC030AKC*	EMH36F****+TD1	29000	10	9.1	2000	1000
NAC030AKC*	EP*30F****+TD1	28000	10	8.9	2000	1000
NAC030AKC*	EP*30F****+MV12F19****+TXV	28400	10.5	9.6	2000	1025
NAC030AKC*	EP*36B****+TD1	29000	10	9.1	2000	1000
NAC030AKC*	EP*36F****+TD1	29000	10	9.1	2000	1000
NAC030AKC*	EP*36F****+MV12F19****+TXV	29600	11	9.9	2000	1040
NAC030AKC*	EP*36J****+TD1	29000	10	9.1	2000	1000
NAC030AKC*	EP*36J****+MV16J22****+TXV	29600	11	10.05	2000	1005
NAC030AKC*	EBP30****	29600	10	9.3	2000	1000
NAC030AKC*	EBP36****	29600	10	9.15	2000	1000
NAC030AKC*	FWM30****	29600	10	9.2	2000	1000
NAC030AKC*	EBV24****	30000	11	9.8	2000	1000
NAC030AKC*	EBV36****	30600	11	10.05	2000	1000
NAC030AKC*	EBX36****	30000	10.5	9.45	2000	1000
NAC036AKC*	EP*36F****+TD1	33600	10	9.15	2500	1250
NAC036AKC*	EP*36B****+TD1	32600	10	9.25	2500	1000
NAC036AKC*	EMH36F****+TD1	33400	10	9.2	2500	1200
NAC036AKC*	EMH42F****+TD1	34000	10	9.45	2500	1100
NAC036AKC*	EMH48F****+TD1	35000	10	9.55	2500	1200
NAC036AKC*	EP*36F****+MV12F19****+TXV	34000	10.5	9.7	2500	1240
NAC036AKC*	EP*36J****+TD1	33400	10	9.2	2500	1200
NAC036AKC*	EP*36J****+MV16J22****+TXV	34000	10.5	9.95	2500	1215
NAC036AKC*	EP*42F****+TD1	34200	10	9.45	2500	1100
NAC036AKC*	EP*42F****+MV12F19****+TXV	35000	10.5	9.95	2500	1205
NAC036AKC*	EP*42J****+TD1	34600	10	9.4	2500	1200
NAC036AKC*	EP*42J****+MV16J22****+TXV	34600	10.5	9.9	2500	1000
NAC036AKC*	EP*48F****+TD1	34800	10	9.5	2500	1200
NAC036AKC*	EP*48F****+MV12F19****+TXV	35000	11	10.05	2500	1235
NAC036AKC*	EP*48J****+TD1	35000	10	9.55	2500	1200

PERFORMANCE DATA COOLING

Model Number	Air Handler	Rating A Cooling Capacity(MBtuh)	SEER Rating (Btuh/watt)	Rating A EER Rating (Btuh/watt)	Outdoor Coil Air Quantity (SCFM)	Indoor Coil Air Quantity (SCFM)
NAC036AKC*	EP*48J****+MV16J22****+TXV	35600	11.5	10.4	2500	1235
NAC036AKC*	EP*48N****+TD1	35600	10	9.55	2500	1200
NAC036AKC*	EP*48N****+MV20N26****+TXV	35600	11.5	10.45	2500	1245
NAC036AKC*	EX*36B****+TD1	35000	10.3	9.6	2500	1100
NAC036AKC*	EX*36F****+TD1	35000	10.3	9.6	2500	1100
NAC036AKC*	EX*36J****+TD1	35000	10.3	9.6	2500	1200
NAC036AKC*	EBP36****	35000	10	9.25	2500	1200
NAC036AKC*	EBP42****	35000	10	9.45	2500	1200
NAC036AKC*	EBV36****	35600	11	10.1	2500	1200
NAC036AKC*	EBX36****	35400	10.3	9.5	2500	1200
NAC042AKC*	EP*42J****+TD1	39500	10	9.2	2500	1400
NAC042AKC*	EP*42F****+TD1	38000	10	9.3	2500	1100
NAC042AKC*	EMH42F****+TD1	38000	10	9.3	2500	1100
NAC042AKC*	EP*42J****+MV16J22****+TXV	39500	10	9.3	2500	1435
NAC042AKC*	EMH48F****+TD1	40000	10	9.35	2500	1300
NAC042AKC*	EP*48F****+TD1	39500	10	9.3	2500	1300
NAC042AKC*	EP*48J****+TD1	40500	10	9.3	2500	1400
NAC042AKC*	EP*48J****+MV16J22****+TXV	41000	11	9.95	2500	1415
NAC042AKC*	EP*48N****+TD1	40500	10	9.3	2500	1400
NAC042AKC*	EP*48N****+MV16J22****+TXV	41000	11	9.95	2500	1430
NAC042AKC*	EX*42J****+TD1	40000	10.3	9.5	2500	1200
NAC042AKC*	EBP42****	40000	10	9.2	2500	1400
NAC042AKC*	EBP48****	41000	10	9.3	2500	1400
NAC042AKC*	EBV48****	42500	11	10.25	2500	1400
NAC042AKC*	EBX48****	42000	10.5	9.5	2500	1400
NAC048AKC*	EP*48L****+TD1	45000	10	9.65	2900	1600
NAC048AKC*	EP*48J****+TD1	44000	10.3	9.75	2900	1400
NAC048AKC*	EMH48F****+TD1	43500	10.3	9.75	2900	1300
NAC048AKC*	EP*48F****+TD1	43000	10.3	9.7	2900	1300
NAC048AKC*	EP*48N****+TD1	44000	10.3	9.75	2900	1400
NAC048AKC*	EP*60J****+TD1	45500	10.3	9.75	2900	1600
NAC048AKC*	EP*60J****+MV16J22****+TXV	46000	11	10.3	2900	1660
NAC048AKC*	EP*60N****+TD1	45500	10.5	9.75	2900	1600
NAC048AKC*	EP*60N****+MV20N26****+TXV	46000	11	10.3	2900	1655
NAC048AKC*	EBP48****	46000	10	9.6	2900	1600
NAC048AKC*	EBP60****	47000	10	9.6	2900	1600
NAC048AKC*	EBV48****	47500	11	10.3	2900	1600
NAC048AKC*	EBX48****	47000	10.5	9.85	2900	1600
NAC060AKC*	EP*60N****+TD1	56000	10	8.7	2900	1750
NAC060AKC*	EP*60J****+TD1	55500	10	8.7	2900	1750
NAC060AKC*	EP*60J****+MV16J22****+TXV	57000	10	8.9	2900	1875
NAC060AKC*	EP*60N****+MV20N26****+TXV	57000	10	8.9	2900	1840
NAC060AKC*	EBP60****	58000	10	8.75	2900	1700
NAC060AKC*	EBV60****	58500	10.5	9.3	2900	1700
NAC060AKC*	EBX60****	58500	10	8.95	2900	1700

MODEL NUMBER IDENTIFICATION GUIDE

MODEL NUMBER N AC 0 24 A K C PRODUCT FAMILY N = Brand	SALES CODE ELECTRICAL K = 208/230-1-60 H = 208/230-3-60
PRODUCT TYPE AC = Air Conditioning CA = Condenser A/C HP = Heat Pump CH = Condenser H/P	OPTION CODE A = Std. Coil Guard G = Hail Coil Guard M = Mesh Coil Guard
NOMINAL SEER RATING 0 = 10 2 = 12 4 = 14	NOMINAL CAPACITY MBTUH 18 = 18,000 24 = 24,000 30 = 30,000 36 = 36,000 42 = 42,000 48 = 48,000 60 = 60,000

EXTENDED REFRIGERANT LINE CORRECTION FACTORS

Varying Line Length in Feet (m) vs. Total Capacity Multiplier

25 (8)	50 (15)	75 (23)	100 (30)	125 (38)	150 (46)
1.00	.99	.98	.96	.94	.92

REFRIGERANT CHARGE DATA

All models are factory charged with R-22 for outdoor unit, 15' (8m) of refrigerant line and matching indoor section.
 Refrigerant charge correction per foot (305mm) of line:
 1/4" O.D. = .25 oz.; 5/16" O.D. = .45 oz.; 3/8" O.D. = .60 oz.;
 1/2" O.D. = 1.2 oz.

VOLTAGE CORRECTION FACTORS

Volts	Capacity	Watts
208	.98	.99

INDOOR AIRFLOW CORRECTION TABLE

% Rated Air	90	95	100	105	110
Total Cap. Mult.	.98	.99	1.00	1.01	1.03
Sens Cap. Mult.	.95	.98	1.00	1.03	1.05

INDOOR TEMPERATURE CORRECTION TABLE

(Based on 95°F Ambient)

Indoor D.B. °F (°C)	Correction Factor	Entering Indoor Wet Bulb °F (°C)						
		59 (15)	61 (16)	63 (17)	65 (18)	67 (19)	69 (20)	71 (21)
70 (21)	Total Cap. Mult.	.90	.93	.96	.99	1.02	-	-
	Sens Cap. Mult.	.86	.85	.82	.77	.70	-	-
75 (24)	Total Cap. Mult.	.89	.92	.95	.98	1.01	1.04	-
	Sens Cap. Mult.	1.04	1.03	1.00	.95	.88	.78	-
80 (26)	Total Cap. Mult.	.88	.91	.94	.97	1.00	1.03	1.06
	Sens Cap. Mult.	1.18	1.17	1.14	1.08	1.00	.89	.73
85 (29)	Total Cap. Mult.	-	.90	.93	.96	.99	1.02	1.05
	Sens Cap. Mult.	-	1.29	1.26	1.20	1.11	.98	.81

Bold Type = approximately 50% Relative Humidity